

Bone Assembly BASS-XX

- Applied to Flex-PLI and aPLI;
- Including Femur and Tibia Bone Assembly types;
- Made of highly flexible polymer materials;
- Using flexible wiring, not easy to be damaged during large deformation;
- Compliance with ECE R127.




The leg bone assembly consists of the leg bone body, strain gauges, compensation circuits, cables and connectors. The center position of the strain gauge is consistent with the torque measurement point specified in ECE R127. The leg bone is made of high-tenacity fiber material, which exhibits high linearity of stress and strain and excellent hysteresis performance. It fully meets the performance requirements of leg-shaped leg bones for pedestrian protection. The strain gauge maintains good linearity under large deformation. The bridge uses central redundant wiring and is protected by high-temperature resistant silicone strips.

Specification:


Name	unit	Value
Flex-PLI Femur Range	Nm	400
Flex-PLI Tibia Range	Nm	400
aPLI Femur Range	Nm	600
aPLI Tibia Range	Nm	400
Non-Linearity	%FS	± 1
Hysteresis	%FS	± 2
Calibration Temperature	°C	20.0 \pm 2.0
Calibration Humidity	%RH	40.0 \pm 30.0

Types Optional:


BASS-FF: Flex-PLI Femur Bone Assembly:




BATT-FT: Flex-PLI Tibia Bone Assembly:



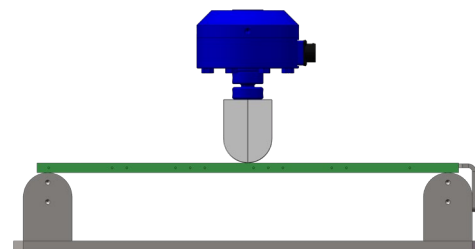
BASS-AF: aPLI Femur Bone Assembly:



BATT-AT: aPLI Tibia Bone Assembly:



Bone Assembly 3-Point Test:



Bone Assembly Bending Sensor Calibrating:

